

Z15 Series

Micro Switches

- Available with a variety of actuators, compact size fits where you need it
- A variety of standard features, such as current capacity, operating force, travel characteristics and actuators



Specifications

Contact Arrangement	Ag Alloy, SPDT(1NO+1NC)	
Distance btw contacts	Z15G:0.5mm Z15H:0.25mm	
Insulation Resistance	100MΩ @ 500 VDC	
Contact Resistance	15m Ohms maximum, initial	
Ambient Temperature	Operation: -25°C~ +80°C, Storage: -30°C~+80°C	
Ambient Humidity	35~80%RH (at -5~+40°C)	
Operation Speed	0.01mm/sec to 0.5m/sec	
Operation Frequency	Electrical	Max. 20/min
	Mechanical	Max 240/min
Dielectric Strength	2,000VAC 1min	
Expected Life	Electrical	Min. 500,000
	Mechanical	Min. 2,000,000

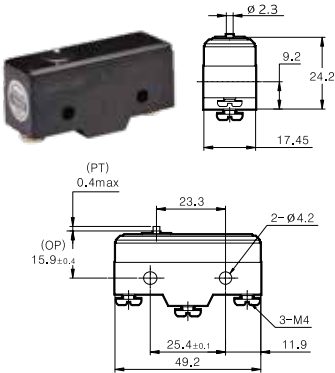
Contact Rating

Rated Voltage	Non-Inductive Load			Inductive Load		
	Resistive Load	Lamp Load		Inductive Load	Motor Load	
		NO	NC		NO	NC
125VAC	15A(10)	1.5A	3A	15A(10)	2.5A	5A
250VAC	15A(10)	1.25A	2.5A	15A(10)	1.5A	3A
500VAC	10A	0.75A	1.5A	6A	0.75A	1.5A
8VDC	15A	1.5A	3A	15A	2.5A	5A
14VDC	15A	1.5A	3A	10A	2.5A	5A
30VDC	6(2)A	1.5A	3A	5(1)A	2.5(1)A	5(1)A
125VDC	0.5A	0.5A	0.5A	0.05A	0.05A	0.05A
250VDC	0.25A	0.25A	0.25A	0.03A	0.03A	0.03A

Dimensions

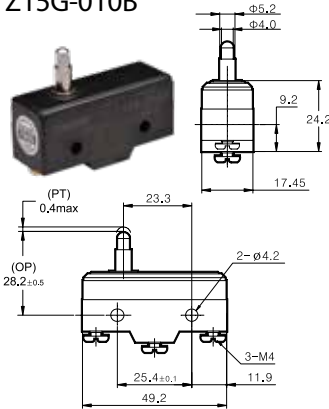
unit: mm

Z15G-01B



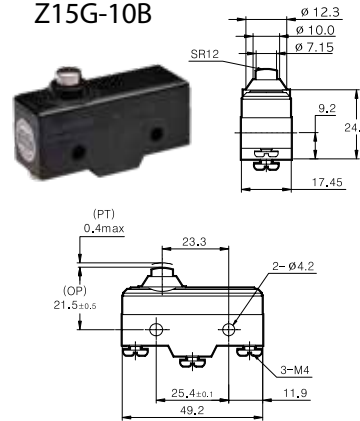
OF	250~350gf(2.45~3.43N)
RF	114gf(1.12N)
PT	0.4mm
OT	0.13mm
MD	0.05mm
OP	15.9 ± 0.4mm

Z15G-010B



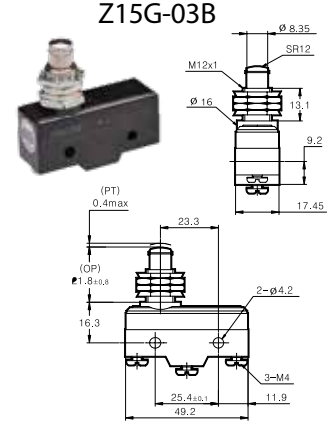
OF	250~350gf(2.45~3.43N)
RF	114gf(1.12N)
PT	0.4mm
OT	1.6mm
MD	0.05mm
OP	28.2 ± 0.5mm

Z15G-10B



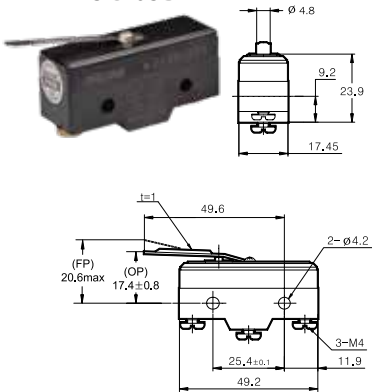
OF	250~350gf(2.45~3.43N)
RF	114gf(1.12N)
PT	0.4mm
OT	1.6mm
MD	0.05mm
OP	21.5 ± 0.5mm

Z15G-03B



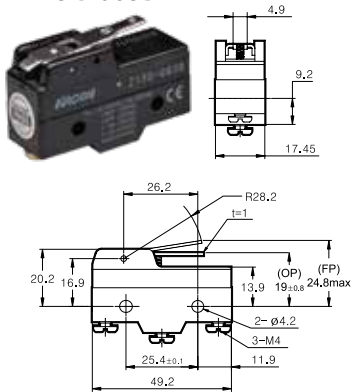
OF	250~350gf(2.45~3.43N)
RF	114gf(1.12N)
PT	0.4mm
OT	5.5mm
MD	0.05mm
OP	21.8 ± 0.8mm

Z15G-05B



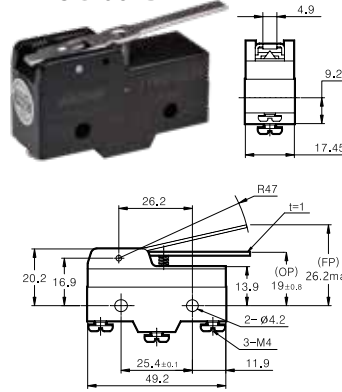
OF	141gf(1.38N)
RF	14gf(0.14N)
OT	1.6mm
MD	1.3mm
FP	20.6mm
OP	17.4 ± 0.8mm

Z15G-063B



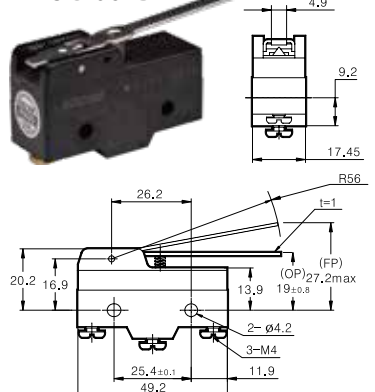
OF	160gf(1.38N)
RF	28gf(0.14N)
OT	2.0mm
MD	1.0mm
FP	24.8mm
OP	19.0 ± 0.8mm

Z15G-062B



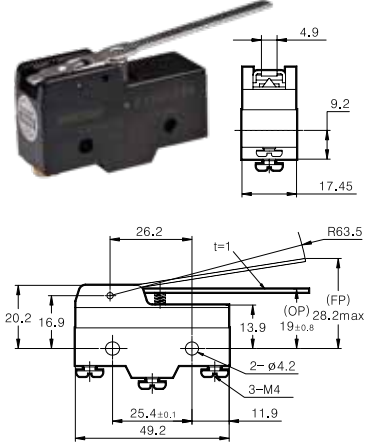
OF	95gf(0.95N)
RF	18gf(0.18N)
OT	4.2mm
MD	0.95mm
FP	26.2mm
OP	19.0 ± 0.8mm

Z15G-061B



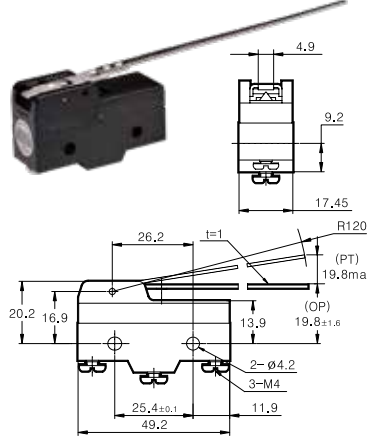
OF	80gf(0.78N)
RF	15.5gf(0.15N)
OT	4.8mm
MD	1.12mm
FP	27.2mm
OP	19.0 ± 0.8mm

Z15G-06B



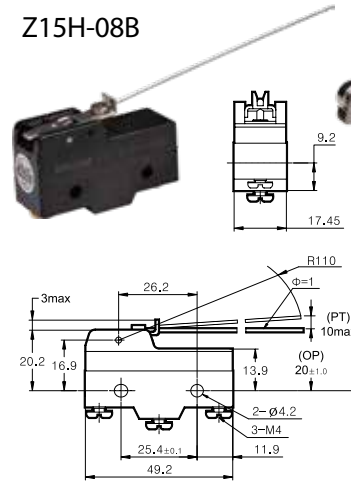
OF	70gf(0.69N)
RF	14gf(0.14N)
OT	5.6mm
MD	1.27mm
FP	28.2mm
OP	19.0 ± 0.8mm

Z15H-060B



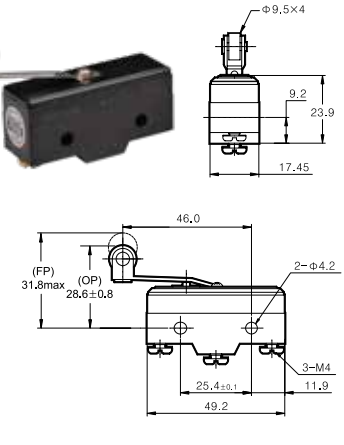
OF	6gf(58.8mN)
RF	0.5gf(4.90mN)
PT	19.8mm
OT	10.0mm
MD	2.0mm
OP	19.8 ± 1.6mm

Z15H-08B



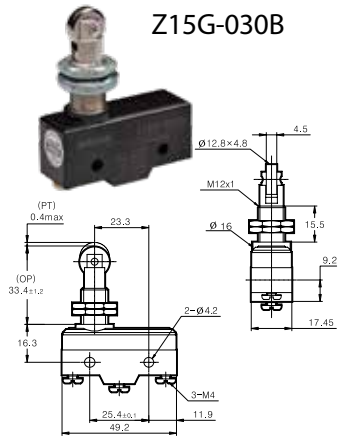
OF	4gf(39.2mN)
RF	0.3gf(2.94mN)
PT	10.0mm
OT	6.0mm
MD	3.0mm
OP	20.0 ± 1.0mm

Z15G-052B



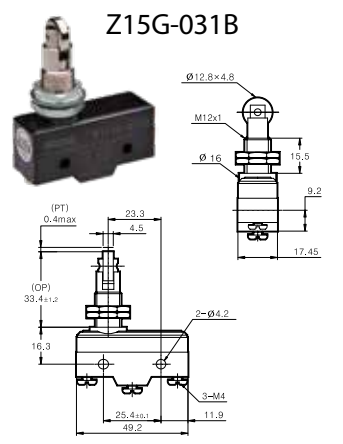
OF	141gf(1.38N)
RF	14gf(0.14N)
OT	1.6mm
MD	1.3mm
FP	31.8mm
OP	28.6 ± 0.8mm

Z15G-030B



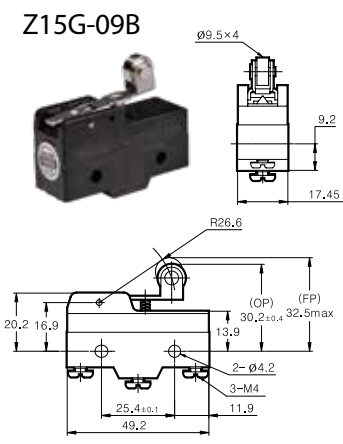
OF	250~350gf(2.45~3.43N)
RF	114gf(1.12N)
PT	0.4mm
OT	3.58mm
MD	0.05mm
OP	33.4 ± 1.2mm

Z15G-031B



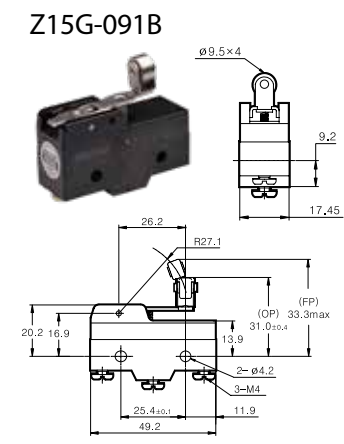
OF	250~350gf(2.45~3.43N)
RF	114gf(1.12N)
PT	0.4mm
OT	3.58mm
MD	0.05mm
OP	33.4 ± 1.2mm

Z15G-09B



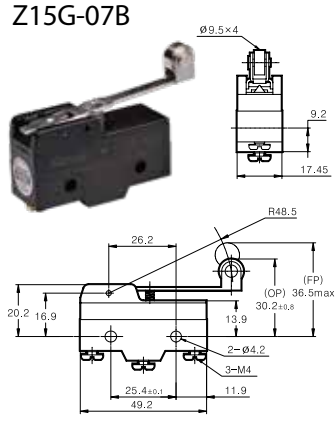
OF	160gf(1.57N)
RF	42gf(0.41N)
PT	2.4mm
OT	0.5mm
MD	32.5mm
OP	30.2 ± 0.4mm

Z15G-091B



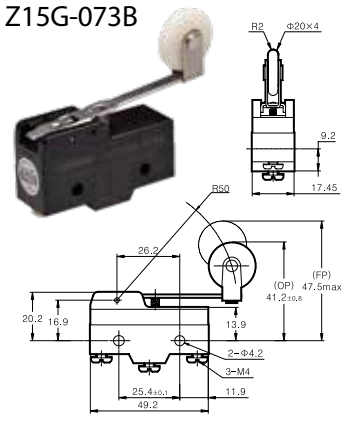
OF	170gf(1.67N)
RF	42gf(0.41N)
PT	2.4mm
OT	0.51mm
MD	33.3mm
OP	31.0 ± 0.4mm

Z15G-07B



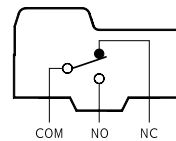
OF	100gf(0.98N)
RF	22gf(0.22N)
PT	4.0mm
OT	1.02mm
MD	36.5mm
OP	30.2 ± 0.8mm

Z15G-073B



OF	100gf(0.98N)
RF	21gf(0.21N)
PT	4.0mm
OT	1.6mm
MD	47.5mm
OP	41.2 ± 0.8mm

Contact Diagram



COM: Common Terminal
NO: Normally open
NC: Normally Close

Panel Cut out

