



V Series

Micro Switches

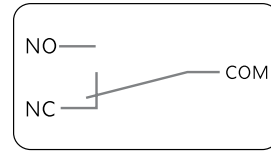
Specifications

Contact Arrangement	SPDT(1NO + 1NC)	
Material	Ag Alloy	
Distance btw contacts	0.5mm	
Insulation Resistance	100MΩ at 500V DC	
Contact Resistance	50mΩ	
Vibration	10~55Hz (Durable Amplitude 1.5mm)	
Schock	30G	
Ambient Temperature	Operation: -25°C~ +80°C, Storage: -30°C~+80°C	
Ambient Humidity	35~80%RH (at -5~+40°C)	
Operation Speed		0.1mm/sec ~ 0.5m/sec
Operation Frequency	Electrical	Max. 20/min
	Mechanical	Max 60/min
Dielectric Strength	1,500VAC 1min	
Expected Life	Electrical	Min. 100,000
	Mechanical	Min. 1,000,000

Contact Rating

Rated Voltage	Non-Inductive Load				Inductive Load			
	Resistive Load		Lamp Load		Inductive Load		Motor Load	
	NO	NC	NO	NC	NO	NC	NO	NC
125VAC	15A	15A	1.5A	3A	10A	10A	2A	4A
250VAC	10A	15A	1A	2A	6A	10A	1A	3A
8VDc	10A	15A	1.5A	4A	8A	10A	2.5A	6A
14VDc	5A	15A	1.5A	4A	4A	10A	2.5A	6A
30VDc	2A	10A	1A	4A	1.5A	6A	1.5A	4A
125VDc	0.5A	0.6A	0.1A	0.1A	0.05A	0.6A	0.05A	0.1A
250VDc	0.25A	0.3A	0.05A	0.05A	0.03A	0.3A	0.04A	0.05A

Contact Diagram



Dimensions

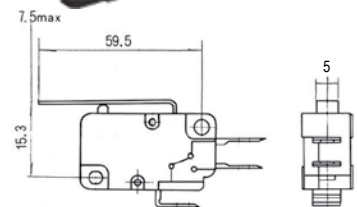
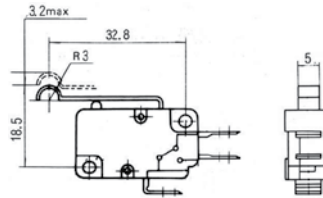
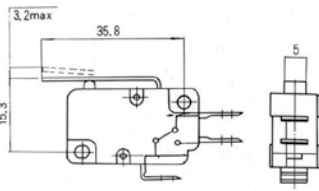
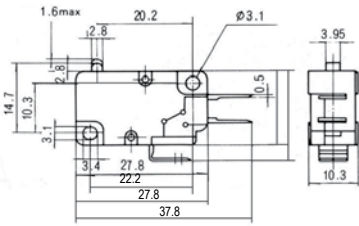
(unit: mm)

V15F-01C

V15F-06C

V15F-070C

V15F-060C



PT	Max. 1.7mm
MD	Max. 0.4mm
OT	Min. 0.8mm
OP	14.7 ± 0.6mm

PT	Max. 3.2mm
MD	Max. 1.2mm
OT	Min. 1.2mm
OP	15.3 ± 1.2mm

PT	Max. 3.2mm
MD	Max. 1.2mm
OT	Min. 1.2mm
OP	15.5 ± 1.2mm

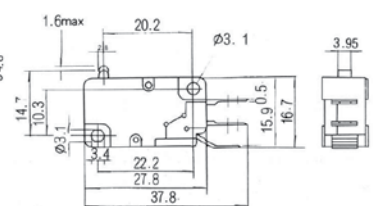
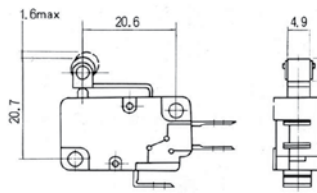
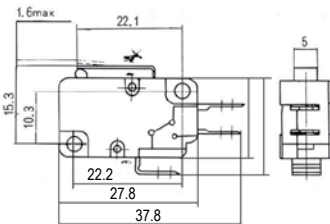

PT	Max. 7.5mm
MD	Max. 2.2mm
OT	Min. 2.2mm
OP	15.3 ± 2.6mm

V15F-07C

V15F-08C

V15F-09C

VV15F-01C



PT	Max. 3.2mm
MD	Max. 1.2mm
OT	Min. 1.2mm
OP	20.7 ± 1.2mm

PT	Max. 1.6mm
MD	Max. 0.5mm
OT	Min. 0.8mm
OP	15.3 ± 0.8mm

PT	Max. 1.6mm
MD	Max. 0.5mm
OT	Min. 0.8mm
OP	20.7 ± 0.8mm

PT	Max. 1.6mm
MD	Max. 0.4mm
OT	Min. 0.8mm
OP	14.7 ± 0.6mm

AmeriMation

Tower Lights

Beacon Lights

LED Indicators Pilot Lamps

Buzzer Alarms

Pushbutton Switches

Limit Switches

Foot Switches

SSR

Relay & Sockets

Relay Terminal Blocks

Terminal Blocks

Fuse Holders

Enclosures