

- Miniature size (width 5mm, height 12.5mm) high density and easy to install
- Extended switching capability (1mA 5VDC to 5A 250VAC, 30VDC)
- Twin Cross Bar Contact Mechanism for enhanced contact reliability
- High sensitive operation: 120mW ~ 180mW (5 to 24VDC)
- Gold Clad Silver Alloy Contact to secure micro current conductivity
- SIL terminal layout
- Wider terminal structure (TA : 5.08mm/TR : 7.62mm)
- Gold plated Socket terminal (24k gold plated)
- Class F 155°C

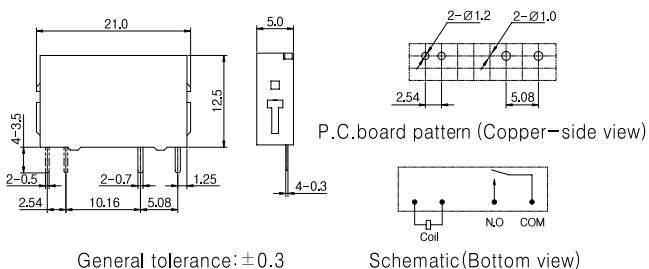
TA/TR Series

Miniature sized class F Relays

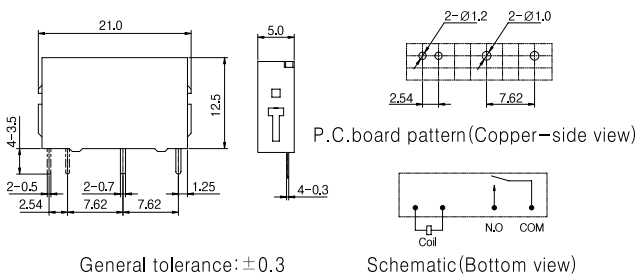


Dimensions (unit: mm)

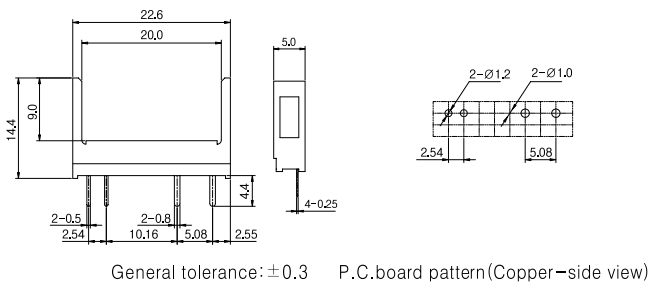
TA Series



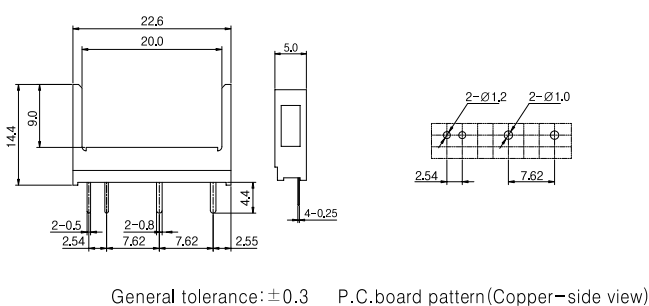
TR Series



TAS (Socket for TA)



TRS (Socket for TR)



Ordering Information

T A - 1a 5

① ②

① Distance btwn Terminals	A	5.08mm
	R	7.62mm
② Voltage	5	5V DC
	12	12V DC
	24	24V DC

Specifications

Contact Specifications	Contact point composition		1 Form A (SPST)
	Contact point material		Gold-clad Silver alloy
	Initial contact resistance		30m max,
	Rated current(resistance load)		5A 30V DC 5A 250V AC
	Current rating		5A
	Maximum switch capacity	DC	150W
		AC	1,250VA
Maximum Switch Voltage		110V DC 250V AC	
Minimum switching rating*		1mA 5V DC	
Coil Spec.	Voltage specification		5VDC ~ 24VDC
	Power consumption		120mW, 180mW
	Minimum operating		70% of rated voltage
	Maximum cut-off voltage		5% of rated voltage
	Insulation		Class F 155°C
Time of operation		maximum rated voltage at 6ms	
Time of interruption		maximum tated voltage at 3ms	
Insulation resistance		1,000MΩ min. (500VDC)	
Withstand Voltage	between contact points	1,000VACrms per minute	
	Between contact points and coil	2,000VACrms per minute	
Surge voltage	Between contact points and coil	4,000V	
Life span	Mechanical	Over 10,000,000 times	
	Electrical	Over 100,000 times under rated load	
Vibration resistand	Functional	Min. 147m/s ² (15G), 10~55Hz (width of vibration:2.5mm)Min.	
	Destructive	Min. 205.8m/s ² (21G), 10~55Hz (width of vibration: 3.5mm)	
Counter Shock	Functional and destructive	15G min. (147m/s ²) 100G min. (980m/s ²)	
	Ambient temperature		-40°C ~ +70°C (non-freezing)
Ambient humidity		5% ~ 85% RH	
Weight		Approx. 3g	

* The above mentioned minimum switching rating is only referential. The referenced value varies according to the make and break frequency, environmental condition and anticipated credibility level. Therefore, it is recommended that tests be done with actual load value before the production process.

Tower Lights

Beacon Lights

LED Indicators
Pilot Lamps

Buzzer Alarms

Pushbutton Switches

Limit Switches

Foot Switches

SSR

Relay & Sockets

Relay Terminal Blocks

Terminal Blocks

Fuse Holders

Enclosures