

- 710 Series are designed with compact housing & ICE cube style, silver alloy contact, LED indicator, high reliability and long life
- Available Surge protection type to protect malfunction of PLC, electronic devices from back EMF

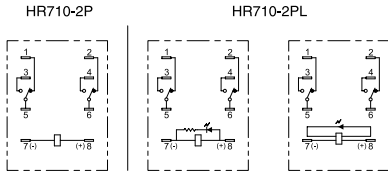
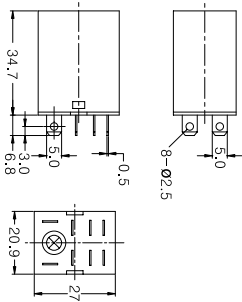
HR710 Series

Cube Type Relays

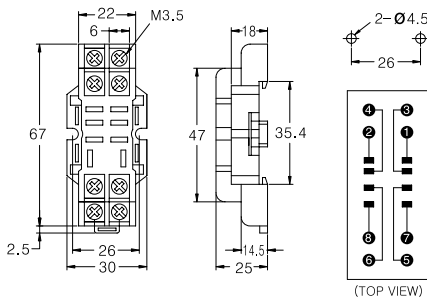


Dimensions (unit: mm)

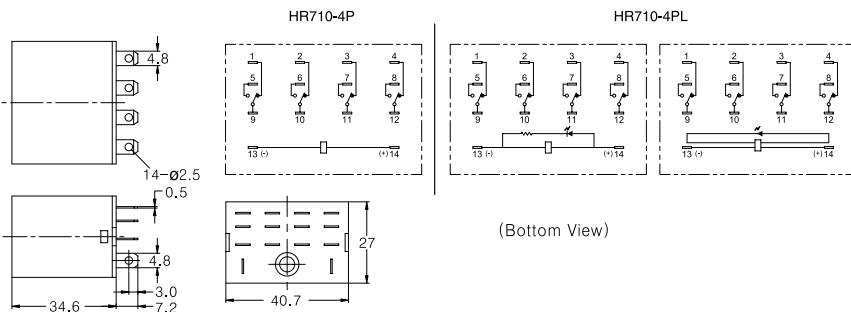
HR710-2P Series



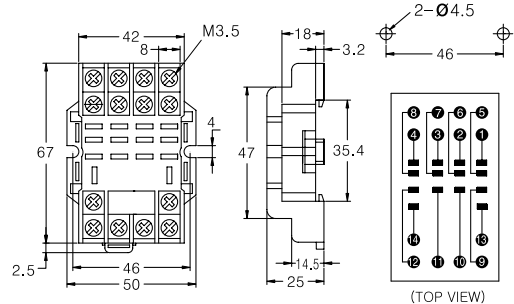
KLY2 Socket



HR710-4P Series



KLY4 Socket



Specifications

Part Numbers	Standard type	HR710-2PL-220VAC HR710-2PL-110VAC HR710-2PL-24VAC HR710-2PL-110VDC HR710-2PL-24VDC HR710-2PL-12VDC	HR710-4PL-220VAC HR710-4PL-110VAC HR710-4PL-24VAC HR710-4PL-110VDC HR710-4PL-24VDC HR710-4PL-12VDC
	Surge protection type	HR710-2PLD-12VDC HR710-2PLD-24VDC HR710-2PLC-110VAC HR710-2PLC-220VAC	HR710-4PLD-12VDC HR710-4PLD-24VDC HR710-4PLC-110VAC HR710-4PLC-220VAC
Contact	Configuration	DPDT (2a+2b)	
	Material	Silver alloy	
	Rated current	10A	
	Rated Max. Resistive Load	10A at 24VDC/220VAC	
	Max. Switching Voltage	125VDC/ 250VAC 50/60Hz	
	Min. Switching requirement	100mA 5VDC	
Coil Spec.	Voltage range	6VDC to 110VDC, 6VAC to 240VAC	
	Power consumption	AC: approx. 1.2VA DC: approx. 0.9W	AC: approx. 2.5VA DC: approx. 1.5W
	Minimum operating voltage	80% of the rated coil voltage	
	Dropout voltage	DC Coil: 10% of rated voltage AC Coil: 30% of rated voltage	
	Operate Time	25ms max. at rated coil voltage	
	Release time	25ms max.	
	Insulation resistance	100MΩ at 500V DC	
	Dielectric Strength	Between Contact: 1,000 Vrms 1Min. Between Contact & Coil: 1,500Vrms 1Min.	
	Mechanical life at no load	1,000,000 operations	
	Electrical life at rate load	100,000 operations	
General Info.	Vibration resistant	10~55Hz at double amplitude of 1.5mm	
	Ambient temperature	-25 ~ +55°C(-13°F~131°F) at non freezing	
	Ambient Humidity	35% ~ 80% RH	
	Weight	33g(1.2oz)	65g(2.4oz)
	Socket part number	KLY2(DIN Rail), KT08-0(PCB)	KLY4(Din Rail)
	Terminal Tightened Torque	0.5N • m (5.10kgf • cm)	